








TRT

CNC Tilting Rotary Table

2 Axes motor driver with dual lead worm transmission
 0.001 increment Continue type
 Hydraulic clamping system (PHC booster available)
 Wider tilting angle for better working.



Model		TRT-100	TRT-170	TRT-250	TRT-320	TRT-450					
Table Diameter	(mm)	ø115	ø170	ø250	ø320	ø450					
Table Center Hole Diameter	(mm)	ø55 ^{H7}	ø35 ^{H7}	ø50 ^{H7}	ø60 ^{H7}	ø60 ^{H7}					
Table Center Through Hole Diameter	(mm)	ø35	ø25	ø40	ø46	ø51					
Table Horizontal Position Height	(mm)	190	260	320	355	435					
Table Overall Height at 90° tilted	(mm)	255	315	382	448	598					
Table Center Height at 90° tilted	(mm)	135	190	230	255	335					
Table T-Slot Width	(mm)	x	12 ^{H7}	12 ^{H7}	14 ^{H7}	14 ^{H7}					
Standard guide block width	(mm)	14 ^{H7}	18 ^{H7}	18 ^{H7}	18 ^{H7}	18 ^{H7}					
Pressure of clamp system	(kg/cm ²)	5 by Air	35 by Hyd.	35 by Hyd.	35 by Hyd.	35 by Hyd.					
Axis		Rotary	Tilting	Rotary	Tilting	Rotary	Tilting	Rotary	Tilting	Rotary	Tilting
Minimum input increment	(degree)	0.001°	0.001°	0.001°	0.001°	0.001°	0.001°	0.001°	0.001°	0.001°	0.001°
Total speed (Motor 2000rpm)	Rotation Speed (r.p.m.)	33.3	16.6	5.5	5.5	5.5	5.5	5.5	5.5	11.1	5.5
	Gear Ratio	1 / 60	1 / 120	1 / 360	1 / 360	1 / 360	1 / 360	1 / 360	1 / 360	1 / 180	1 / 360
Servo Motor (Optional)	FANUC	α iF2	α iF2	α iF2	α iF2	α iF8	α iF8	α iF8	α iF8	α iF12	α iF12
	MITSUBISHI	HF-75T	HF-75T	HF-75T	HF-75T	HF-104T	HF-104T	HF-104T	HF-104T	HF-204S	HF-204S
	SIEMENS	1FK7042	1FK7042	1FK7042	1FK7042	1FK7063	1FK7063	1FK7063	1FK7063	1FK7083	1FK7083
Rotation torque	(kgf-m)	8.5	8.5	16	16	47	47	78	78	170	170
Indexing accuracy (accumulative)	(sec)	40"	60"	20"	60"	15"	60"	15"	60"	15"	60"
Repetitive accuracy	(sec)	± 2"	± 2"	± 2"	± 2"	± 2"	± 2"	± 2"	± 2"	± 2"	± 2"
Tilting angle of Tilting axis	(Horizontal = 0°)	-17°~+107°	-110°~+110°	-110°~+110°	-110°~+110°	-110°~+110°	-110°~+110°	-110°~+110°	-110°~+110°	-110°~+110°	-110°~+110°
Clamping Torque	F  (kgf)	350	500	900	1800	2500					
	F x L  (kgf-m)	15	17	50	85	180					
	F x L  (kgf-m)	15	17	50	100	180					
Load Capacity	0°  (kg)	40	50	100	150	250					
	0~90°  (kg)	25	35	50	100	150					
Movable load for tilting moment	W x L  (kgf-m)	3	8	16	25	30					
Weight	Net (kg)	105	180	340	500	900					

* We reserve the right to make changes arising from constant product development without advance notice.

* The list of fitting servomotor, please refer to page 43.

◎ Standard accessories

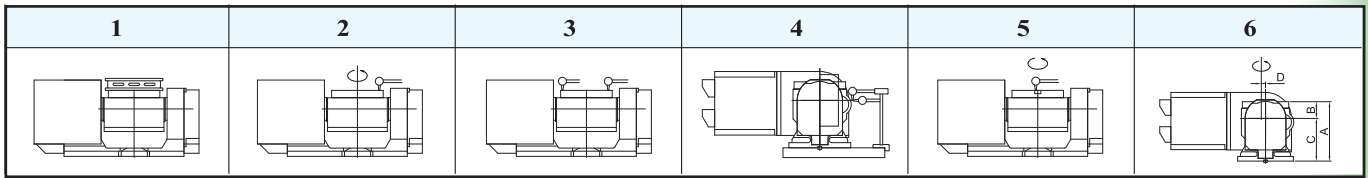
Block nuts	Hangers
◎	◎

* Optional accessories

DNS controller	Tailstock		3-jaw chuck with sub plate	Encoder	PHC x 2
	Taper	Support			
* (p.42)	* (p.38)	* (p.40)	* (p.46)	* (p.46)	* (p.46)

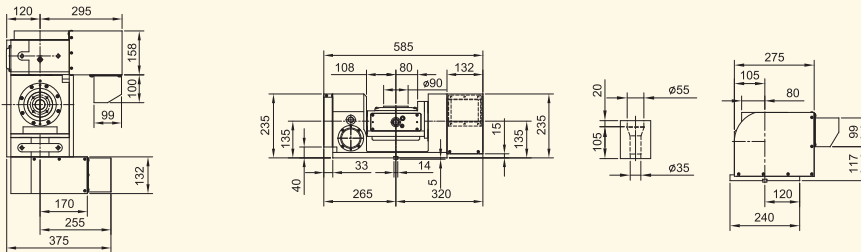


Guaranteed inspection accuracy

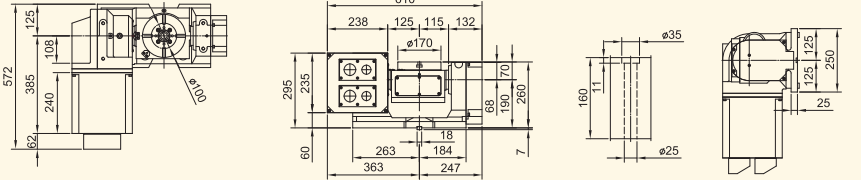


NO	Inspection items		TRT-100	TRT-170	TRT-250	TRT-320	TRT-450
1	Table flatness	Per overall length	0.01	0.01	0.01	0.01	0.01
2	Table run out		0.01	0.01	0.01	0.01	0.01
3	Parallelism of table top to frame bottom	Per overall length	0.02	0.02	0.02	0.02	0.02
4	Parallelism of table top to frame bottom	Per overall length	0.02	0.02	0.02	0.02	0.02
5	Concentricity of center hole		0.01	0.01	0.01	0.01	0.01
6	Parallelism of table top to frame bottom guide blocks	Per overall length	0.02	0.02	0.02	0.02	0.02

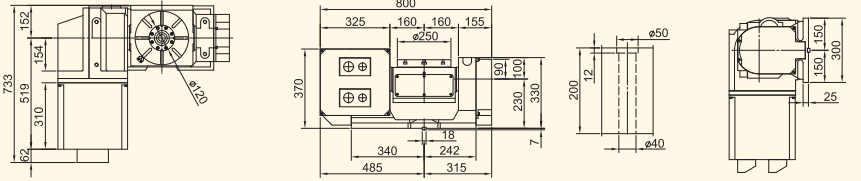
TRT-100



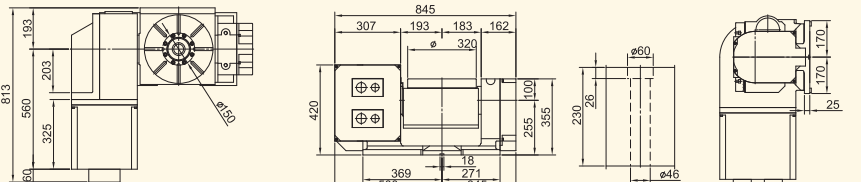
TRT-170



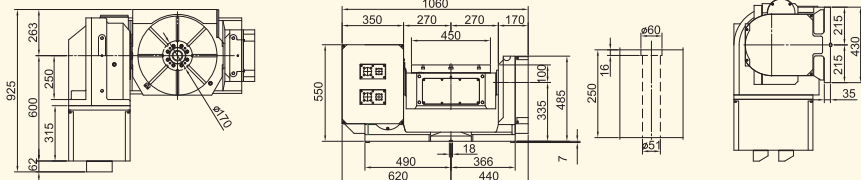
TRT-250



TRT-320



TRT-450



TRT-250

TRT-320